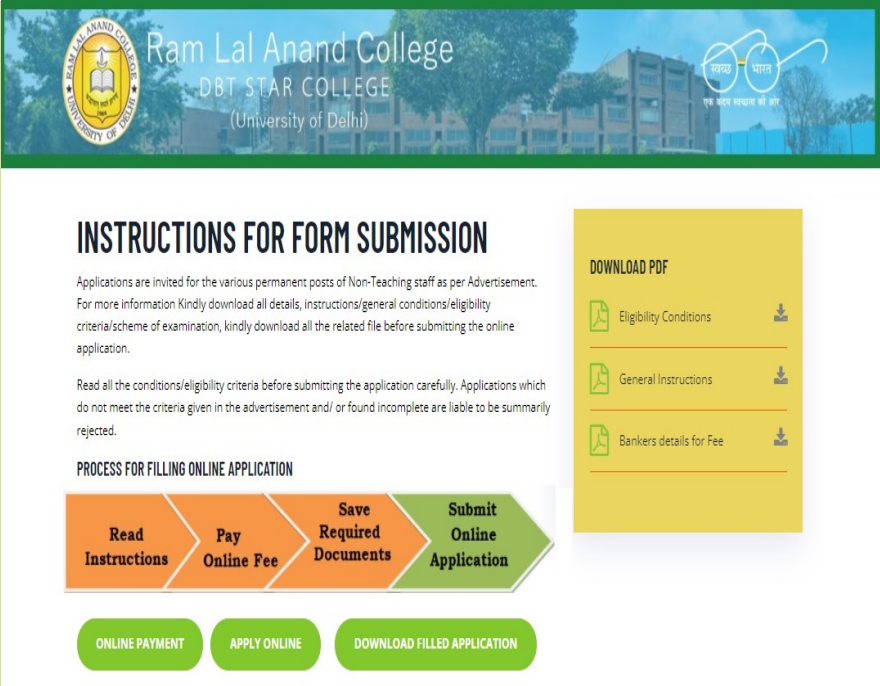
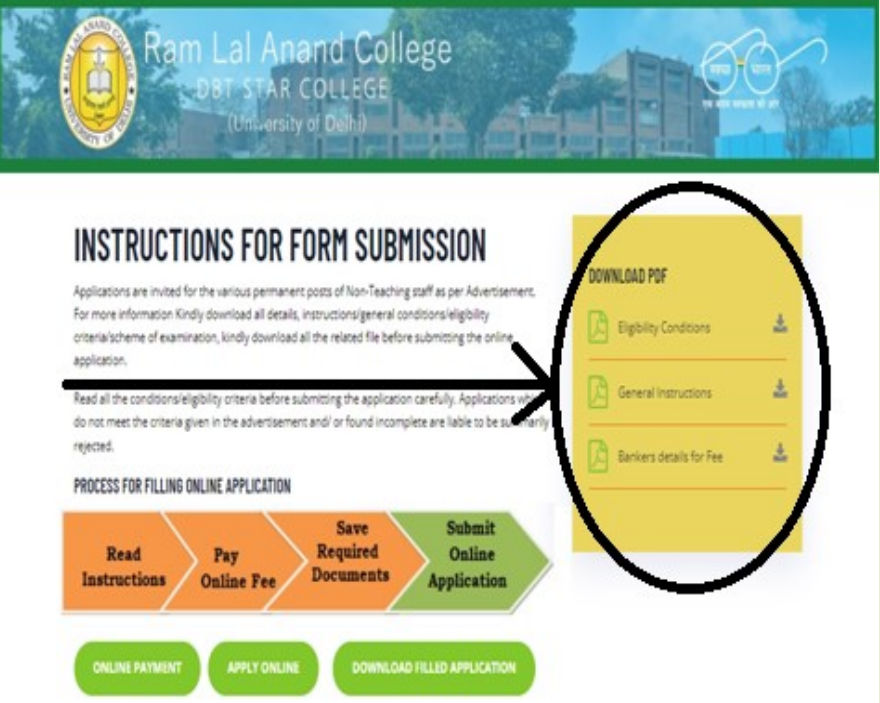



USER GUIDE

S.No	Description	Page Details
1.	Visit rlacdu.collegepost.in	 <p>The screenshot shows the website header with the college logo and name. Below the header, there is a section titled "INSTRUCTIONS FOR FORM SUBMISSION". It contains text about applications for non-teaching staff and a "PROCESS FOR FILLING ONLINE APPLICATION" flowchart with steps: Read Instructions, Pay Online Fee, Save Required Documents, and Submit Online Application. At the bottom, there are buttons for "ONLINE PAYMENT", "APPLY ONLINE", and "DOWNLOAD FILLED APPLICATION". On the right side, there is a "DOWNLOAD PDF" section with links for "Eligibility Conditions", "General Instructions", and "Bankers details for Fee".</p>
2.	Read instructions carefully before applying.	 <p>This screenshot is identical to the one above but includes a black circle around the "DOWNLOAD PDF" section on the right. An arrow points from the text "Read instructions carefully before applying." in the description column to this section, indicating that users should download the instructions before applying.</p>

3.

Click on **Online Payment** Button to make the payment. You will be directed to payment form.


PayUmoney

You are paying to	Amount
 RAM LAL ANAND COLLEGE	
You are paying for	
POST APPLIED FOR:*	<input type="text"/> Please fill out this field.
NAME OF THE APPLICANT:*	<input type="text"/> Please fill out this field.
DATE OF BIRTH:*	<input type="text"/> Please fill out this field.
MOBILE NUMBER:*	<input type="text"/> Please fill out this field.
EMAIL ID:*	<input type="text"/> Please fill out this field.
GENDER:*	--select-- <input type="button" value="v"/> Please fill out this field.
CATEGORY:*	--select-- <input type="button" value="v"/> Please fill out this field.
FATHERS NAME:*	<input type="text"/> Please fill out this field.
Payment Description	
<input type="checkbox"/> UNRESERVED CATEGORY (UR)	<input type="text" value="500"/> <input type="button" value="Remove"/>
<input type="checkbox"/> OBC CATEGORY	<input type="text" value="500"/> <input type="button" value="Remove"/>
<input type="checkbox"/> EWS CATEGORY	<input type="text" value="500"/> <input type="button" value="Remove"/>
<input type="checkbox"/> SC CATEGORY	<input type="text" value="250"/> <input type="button" value="Remove"/>
<input type="checkbox"/> ST CATEGORY	<input type="text" value="250"/> <input type="button" value="Remove"/>
Total Amount ₹ 0	
<input type="button" value="Make Payment"/>	

Please note the following

- ✓ Banker details
- ✓ Transaction ID
- ✓ dated
- ✓ Amount

4. Fill Online Application form




INSTRUCTIONS FOR FORM SUBMISSION

Applications are invited for the various permanent posts of Non-Teaching staff as per Advertisement. For more information Kindly download all details, instructions/general conditions/eligibility criteria/scheme of examination, kindly download all the related file before submitting the online application.

Read all the conditions/eligibility criteria before submitting the application carefully. Applications which do not meet the criteria given in the advertisement and/ or found incomplete are liable to be summarily rejected.

PROCESS FOR FILLING ONLINE APPLICATION

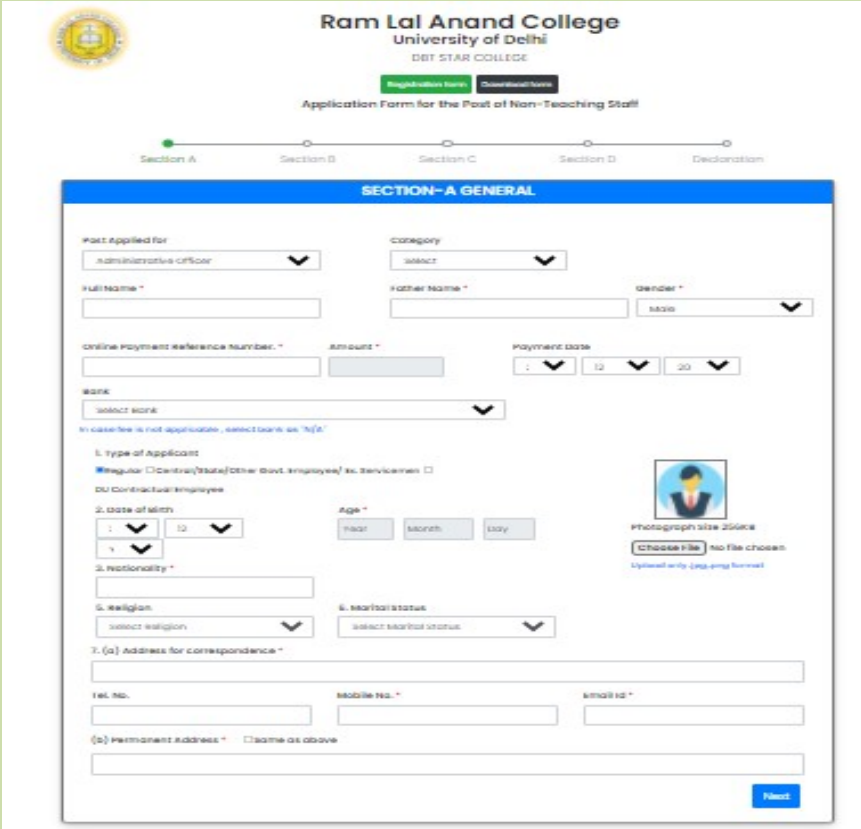


ONLINE PAYMENT **APPLY ONLINE** **DOWNLOAD FILLED APPLICATION**

DOWNLOAD PDF

- Eligibility Conditions
- General Instructions
- Bankers details for Fee

5. Fill all the sections of the application form, upload the relevant documents and submit the same.



Ram Lal Anand College University of Delhi DBT STAR COLLEGE

Application Form for the Post of Non-Teaching Staff

Section A Section B Section C Section D Declaration

SECTION-A GENERAL

Post applied for: Administrative Officer Category: select

Full name: Father name: Gender: Male

Online Payment reference number: Amount: Payment date: Bank: select bank

1. type of Applicant: Regular Central/state/other Govt. employees/ ex. servicemen DU contractual employee

2. date of birth: Age: Photograph size 20Kb: Choose file (no file chosen)

3. nationality: 4. religion: select religion 5. marital status: select marital status

7. (a) Address for correspondence: Tel. no. Mobile no. Email id. (a) permanent address: same as above

Next

6. Download submitted application by following the given steps –

Select Post → Enter Application number or Email –ID → click on process button → Click on download form



Ram Lal Anand College

University of Delhi

DBT STAR COLLEGE

Registration form

Download form

Application Form for the Post of Non-Teaching Staff

Confirmation form

Post Applied for	Application No./E-mail Id	Date of Birth			
--Select Post--	<input type="text"/>	Day	Month	2003	<input type="button" value="Proceed"/>